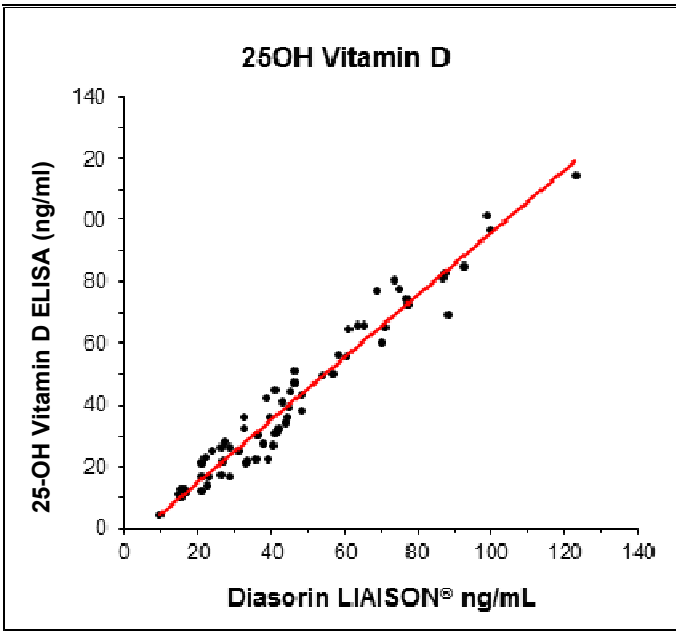


9.7 Comparison Studies

A comparison of 25-OH Vitamin D (total) ELISA (y) and the reference method LIAISON 25-OH Vitamin D total (Diasorin) (x) using clinical samples gave the following correlation:



10. LIMITATIONS OF USE

Reliable and reproducible results will be obtained when the assay procedure is performed with a complete understanding of the package insert instruction and with adherence to good laboratory practice. Any improper handling of samples or modification of this test might influence the results.

10.1 Interfering Substances

Serum, EDTA and citrate plasma:

Haemoglobin (up to 4 mg/ml), bilirubin (up to 0.5 mg/ml) and triglyceride (up to 7.5 mg/ml) have no influence on the assay results.

Li-heparin plasma:

Haemoglobin (up to 0.5 mg/ml), bilirubin (up to 0.5 mg/ml) and triglyceride (up to 7.5 mg/ml) have no influence on the assay results.

Note: Sample concentration will decrease by more than 20% at haemoglobin concentrations > 0.5 mg/ml.

A biotin concentration of up to 1200 ng/ml in a sample has no influence on the assay results.

10.2 Drug Interferences

Until today no substances (drugs) are known to us, which have an influence to the measurement of 25-OH Vitamin D in a sample.







10.3 High-Dose-Hook Effect

A High-Dose-Hook Effect is not known for competitive assays.

11. REFERENCES / LITERATURE

1. Armas LAG., Hollis M., Heaney RP. Vitamin D₂ is much less effective than vitamin D₃ in humans. J. Clin. Endocrinol. Metab. 2004; 89(11) 5387-91.
2. Houghton LA., Vieth R. The case against ergocalciferol (vitamin D₂) as a vitamin supplement. Am. J. Nutr. 2006; 84, 694-97.
3. Holick M. Vitamin D: the underappreciated D-lightful hormone that is important for skeletal and cellular health. Curr. Opin. Endocrinol. Diabetes 2002; 9(1) 87-98.
4. Pilz S. et al. Vitamin D: clinical implications beyond musculoskeletal diseases. J. Lab. Med. 2011; 35(4) 211-16.
5. Visser M. et al. Low serum concentrations of 25-hydroxyvitamin D in older persons and the risk of nursing home admission. Am. J. Clin. Nutr. 2006; 84(3) 616-22.
6. Souberbielle JC. Et al. Vitamin D and musculoskeletal health, cardiovascular disease, autoimmunity and cancer: Recommendations for clinical practice. Autoimmun Rev. 2010; 9 709-15.
7. Soldin OP, et al. Pediatric reference intervals for aldosterone, 17alpha-hydroxyprogesterone, dehydroepiandrosterone, testosterone and 25-hydroxy vitamin D₃ using tandem mass spectrometry. Clin Biochem. 2009; 42(9):823-7.
8. Abraham GE. Solid-phase radioimmunoassays of estradiol-17 beta. J. Clin. Endocrinol. Metab. 1969; 29(6) 877-70.
9. Heath AK et al. Vitamin D Status and Mortality: A systematic review of observational studies. Int J Environ Res Public Health. 2019; 29;16(3).
10. Kiely M and Cashman KD. Summary Outcomes of the ODIN Project on Food Fortification for Vitamin D Deficiency Prevention Int. J. Environ. Res. Public Health 2018; 15(11), 2342.

Symbols:

	Storage temperature		Manufacturer		Contains sufficient for <n> tests
	Expiry date	LOT	Batch code		
	Consult instructions for use	CONT	Content		
	Caution	REF	Catalogue number	RUO	For research use only!